

Window World®

DOOR SYSTEMS FEATURING
THERMA TRU®
DOORS



AMERICA'S EXTERIOR REMODELER™

Improving Homes. Changing Lives.®

Discover premium fiberglass doors with true-to-wood origins. AccuGrain® technology offers exquisite textures with grains hand selected from the finest natural wood species.

Fir Grain

Formerly Classic-Craft
American Style

Mahogany Grain

Formerly Classic-Craft
Mahogany & Rustic

Walnut Grain

Canvas

Key

- Flush-Glazed Glass
- 1D Black Nickel Caming
- 1C Brushed Nickel Caming
- 1A Brass Caming
- 1W Wrought Iron
- XE Satin Etch (Privacy Rating: 10)
- XN Granite (Privacy Rating: 10)
- FF Flat Frame
- SDL Simulated Divided Lites
- SDLF1 Simulated Divided Lites
- SDLF2 Simulated Divided Lites
- SDLF4 Simulated Divided Lites
- SDLF5 Simulated Divided Lites
- SDLF6 Simulated Divided Lites
- GBG Grids Between Glass
- FXG Fixed Grids
- DDBF4 Door Divider Bars

Classic Craft®

LIFETIME
LIMITED
WARRANTY
TRANSFERABLE

Artissa Collection Casual | Relaxed | Simple



Satin Etch SDL
Fir Grain
CCA4940XE-SDLF5 ●



Low-E SDL
Mahogany Grain
CCM2804-SDLF6 ●



Low-E SDL
Mahogany Grain
CCM2806-SDLF6 ● /
CCR3400SL-LE ●



Low-E SDL
Fir Grain
CCA260-SDLLE ● /
CCA3400SL-LE ●

Founders Collection Traditional | Time-Honored | Decorative



Lucerna.
Mahogany Grain
CCM2802 ● /
CCR3412SL ●
(1D, 1C)



Augustine. / Granite
Mahogany Grain
CCR20537 (1W) ● /
CCR3400XNS ●




Mahogany Grain
CCR205 ● /
CCR3400SL-LE ●



Canvas
CCV050

Visionary Collection Modern | Confident | Minimal



Zaha.
Canvas
CCV1851 / CCV1851SL ●
(1D, 1C)



Low-E SDL
Fir Grain
CCA2310-SDLF4LE ● /
CCA2400SL-LE ●



Fir Grain
CCA1133-DDBF4



Walnut Grain
CCW903 /
DRS2131SL-LE

6'8" SELECTIONS – FIBER-CLASSIC® / SMOOTH-STAR®

LIFETIME
LIMITED
WARRANTY

Salinas®




Fiber-Classic. Mahogany
FCM113 / FCM814SL
(1W)

Saratoga™




Fiber-Classic. Mahogany
FCM905 / FCM815SL
(1D, 1C)

Axis®



Smooth-Star.
S1652 (1D)

Satin Etch SDL



Smooth-Star.
S5700XE-SDLF2 ●

Low-E SDL




Smooth-Star.
S1205-SDLF1LE ●

Low-E SDL



Smooth-Star.
S5715-SDLF1LE ●

Low-E White GBG




Smooth-Star.
S108-GBGFWLE

Low-E Fixed Grids



Smooth-Star.
S108-FXGLE

Low-E Internal Blinds



Smooth-Star.
S2600-LE ●

Low-E




Smooth-Star.
S2000-LE ● / S2000SL-LE ●

Wellesley™



Fiber-Classic. Oak
FC147 / FC104SL
(1D, 1C, 1A)

Satin Etch SDL



Smooth-Star.
S2103XE-SDL ●

Note: Classic Craft doors are available in 36" width and sidelites are available in 12" and 14" widths. Fiber-Classic and Smooth-Star doors are available in 32", 34" and 36" widths and sidelites are available in 10", 12" and 14" widths except where noted.

6'8" SELECTIONS – FIBER-CLASSIC® / SMOOTH-STAR® / PULSE®



Low-E SDL



Smooth-Star.
S2104-SDLLE ▲ / S2000SL-LE ▲

Low-E Black GBG



Smooth-Star.
S2103-GBGFKLE ▲ / S2000SL-LE ▲

Low-E




Smooth-Star.
S2200-LE ▲

Maple Park®



Fiber-Classic. Mahogany
FCM901 / FCM812SL
(1D, 1C)

Axis®




Pulse. Ari
Smooth, S2AX-FF
(1D)

Granite



Pulse. Ari
Mahogany, FCM2XN

Axis®



Pulse. Linea
Smooth, S1RAX-FF

Satin Etch



Pulse. Linea
Oak, FC1LXE-FF

Low-E



Pulse. Echo
Smooth, S5RLE-FF

Wellesley™



Fiber-Classic. Mahogany
FCM105 / FCM818SL
(1D, 1C, 1A)

Low-E White GBG



Smooth-Star.
S2150-GBGFWLE ▲

Low-E SDL




Smooth-Star.
S1350-SDLF1LE ▲ /
S2000SL-LE ▲

Concorde™



Fiber-Classic. Mahogany
FCM916 / FCM809SL
(1D, 1C, 1A)

Satin Etch



Pulse. Echo
Mahogany, FCM4XE-FF

Solid Panel




Fiber-Classic. Mahogany
FCM205

Solid Panel



Fiber-Classic. Oak
FC809

Solid Panel



Smooth-Star.
S1100

Solid Panel



Smooth-Star.
S120

Maple Park®



Fiber-Classic.
Mahogany
FCM609
(1D, 1C)

Saratoga™




Smooth-Star.
S6240 ▲ (1D, 1C) /
S6240SL ▲ (1D, 1C)

Low-E SDL



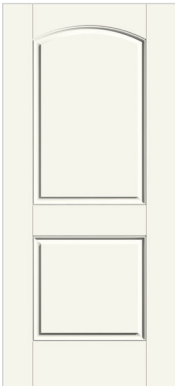
Fiber-Classic. Mahogany
FCM4816-SDLF1LE ▲ /
FCM2000SL-LE ▲

Low-E SDL




Smooth-Star.
S4813-SDLF1LE ▲

Solid Panel



Smooth-Star.
S200

Solid Panel



Smooth-Star.
S4800




Right: Smooth-Star, Low-E Glass with SDLs, Doors – S2104, Finish – Cypress

PREMIUM STORM DOORS



Platinum COLLECTION

The modern design of the Platinum series is both innovative and attractive. It is a one-of-a-kind blend of strength and luxury for lasting endurance. Platinum is the ultimate storm door with added security features and better operation from open to close.



Platinum Security
3X the security with multi-point locking system



Platinum Hidden Closer
Built-in hidden closer with Click&Hold™ keeps the door open



Platinum Technology
Sleek profile door is factory assembled for fast installation. Out of box and on your home in minutes.



456FV Platinum RS
Retractable Screen
Upgrade
Low-E glass for a more comfortable home (456FVE)



459FV Platinum IFG
Interchangeable Full Glass
Upgrade
Low-E glass for a more comfortable home (459FVE)



449-04 Platinum SG
Dominator™ Secure Glass



450-18 Platinum SCR
Dominator™ Secure Screen

- White Linen
- Graphite
- Woodland
- Black
- Pebblestone
- WIDTHS: 32" or 36"
- HEIGHTS: 80"- 81"

EasyVent® Selection RETRACTABLE SCREEN

The LARSON® premium storm door with retractable screen offers protection against the elements and instant access to fresh air. Convenient Screen Away® retractable screen provides anytime venting and disappears when not in use. Dual weatherstrip and overlapping frame keeps weather out. Two closer system with Hold-Open button keeps the door open. Universal hinging for right or left mounts.

- White
- Graphite
- Almond
- Sandstone
- Brown
- Black
- Cranberry
- Green

WIDTHS: 32" or 36"
HEIGHTS: 80"- 81"



146FV Fullview
Upgrade



146MV Midview



146HV Highview

Low-E glass for a more comfortable home (146FVE)

Elegant Selection FULL GLASS & SCREEN

Maximize your view with a beautiful LARSON® premium storm door. Includes interchangeable screen for seasonal venting. Dual weatherstrip and overlapping frame keeps weather out. Two closer system with Hold-Open button keeps the door open. Universal hinging for right or left mounts.

- White
- Almond
- Sandstone
- Brown
- Black
- Cranberry
- Green

WIDTHS: 32" or 36"
HEIGHTS: 80"- 81"



149FV Fullview
Upgrade



149BV Decorative Glass

Low-E glass for a more comfortable home (149FVE)

Choose Your Handle

Matching handles inside and out with built-in deadbolt.
SOLD SEPARATELY



Straight

- Brushed Nickel
- Aged Bronze
- Matte Black



Curved

- Brushed Nickel
- Brass
- Aged Bronze
- Antique Brass
- Sandstone



PRISMAGUARD™ Finished for Lasting Beauty

Handcrafted and professionally applied, a PrismaGuard finish is built to last, giving your customers confidence and peace of mind.




PrismaGuard® Stain

- Wildflower Honey
- Rustic Clay
- Bark
- New Earth
- Autumn Harvest
- Redwood
- Mulberry
- Acorn
- Driftwood
- Raven
- Dark Maple
- Shale



PrismaGuard® Paint

- Alaskan Storm
- Morning Dove
- Harbor Fog
- Grace Bay
- Nautilus
- Tanned Leather
- Brighton
- Urban Dusk
- Falcon Gray
- Java Bean
- Mocha Chip
- Sienna Bronze
- Luna Moth
- Deep Moss
- Bamboo Forest
- Royal Marine
- Moonless Night
- Total Eclipse
- Rio
- Mojave Red
- Dahlia
- Dried Cranberry



- 1 It starts with the realistic wood grains and deep embossments of a Therma-Tru® door or composite door frame.
- 2 A base coat provides an even, consistent color across the surface.
- 3 A wiping stain enhances the base coat while adding dimension to reflect the natural beauty of wood.
- 4 A durable topcoat enhances the high-definition color while protecting against scratches and color fading.
- 5 A second application of the topcoat provides added durability and optimal sheen for a high-end look.



- 1 It starts with the smooth or wood-grained surface of a Therma-Tru® door or composite door frame.
- 2 A base coat provides an even, consistent color across the surface.
- 3 A durable topcoat enhances the high-definition color while protecting against scratches and color fading.
- 4 A second application of the topcoat provides added durability and optimal sheen for a high-end look.

Hardware Options



F58
The F58 is an exterior facing handleset. It has locking capabilities, however, it does not include any interior lever or knob set. Therefore, it is used in conjunction with the F59. An F58 includes the grip outside deadbolt trim.



F92
The F92 is a keyless dummy exterior facing handleset that complements the F58 handleset. It is used in conjunction with the F94.



F59
The F59 is an interior facing deadbolt and knob/lever. It does not include any locking capabilities for the exterior, therefore it is used in conjunction with the F58. The handing of the lockset is always viewed from the exterior of the door. The F59 includes the inside knob or lever, inside deadbolt trim, deadbolt, latch, screws, and strikes.



F94
The F94 is an interior facing dummy knob/lever with a blank deadbolt plate that complements the F59 knob/lever. It is used in conjunction with the F92. The handing of the lockset is always viewed from the exterior of the door.




F-Series Available Finishes

Schlage's hardware finishes are designed to complement the fixtures and style in a home.



Multi-Point Locking System


Exterior Handlesets



Finish Options



Standard Door Options



1-800 NEXTWINDOW | WindowWorld.com



On the Cover: Fiber-Classic Mahogany Collection, Saratoga Glass, Door - FCM6240, Sidelites - FCM6201SL, Finish - Barley

Note: Product images show exterior side of door. Glass designs may differ from depiction due to handcrafting and size of glass. See your Therma-Tru seller or visit www.thermatru.com for details on available product sizes and options, limited warranties and exclusions and riders.

©2022 Therma-Tru Corp. All rights reserved. THERMA-TRU and the Therma-Tru Logo are trademarks of Therma-Tru Corp. Registered trademarks are registered in the U.S. and may be registered internationally.

©2022 Larson Manufacturing Company. All rights reserved. LARSON, QUICKFIT and CLICK&HOLD are trademarks of Larson Manufacturing Company. Therma-Tru Corp. and Larson Manufacturing Company are part of Fortune Brands Home & Security, Inc. - an industry-leading home and security products company.

Window World International, LLC. (International). Window World®, the Window World logo, and the Window World Circle 'W' are registered trademarks, 'Improving Homes. Changing Lives.™' is a registered service mark, and AMERICA'S EXTERIOR REMODELER® is a service mark of International. Registered trademarks are registered in the U.S. and may be registered internationally. All trademarks are property of their respective owners. Usage of International's referenced marks is limited to authorized licensees of International or franchisees of Window World, Inc., an authorized licensee of International. This Window World® franchise location is independently owned and operated under license from Window World, Inc. Specifications subject to change without notice. Colors are reproduced by lithographic process and may vary slightly from colors of actual product. Printed in USA. HOT 22060348 AUG 2022 TT-WWI-634

